



Understanding the Details of the Florida Recovery Obligation Calculation Initiative (F-ROC)

Presented by the Florida Division of Emergency
Management



With You Today



Kevin Guthrie
FDEM



Melissa Foggy
FDEM



Barry Flink
KPMG



Dr. Matt Ramirez
KPMG

Course Agenda

F-ROC Overview

Four Pillars of F-ROC

F-ROC Benefits

F-ROC Scoring

What's Next

Course Objectives

What
Will I
Gain
from this
Course?

Examine what is needed to effectively implement the Florida Recovery Obligation Calculation (F-ROC).

Understand the opt-in decision making process to participate in F-ROC.

Examine the impact of F-ROC and identify and mitigate potential roadblocks.

Apply your F-ROC knowledge to determine if F-ROC is right for you.



The Key to F-ROC

Complete the PDQ



06



Opt-In

01

Act on your AP
(if applicable)



05



Sign Terms & Conditions

02

Receive your Abatement Plan



04



Complete the DRA

03



F-ROC Overview

Welcome to F-ROC Overview



Video 1 of 3



How Did We Get Here?

01 No Standards

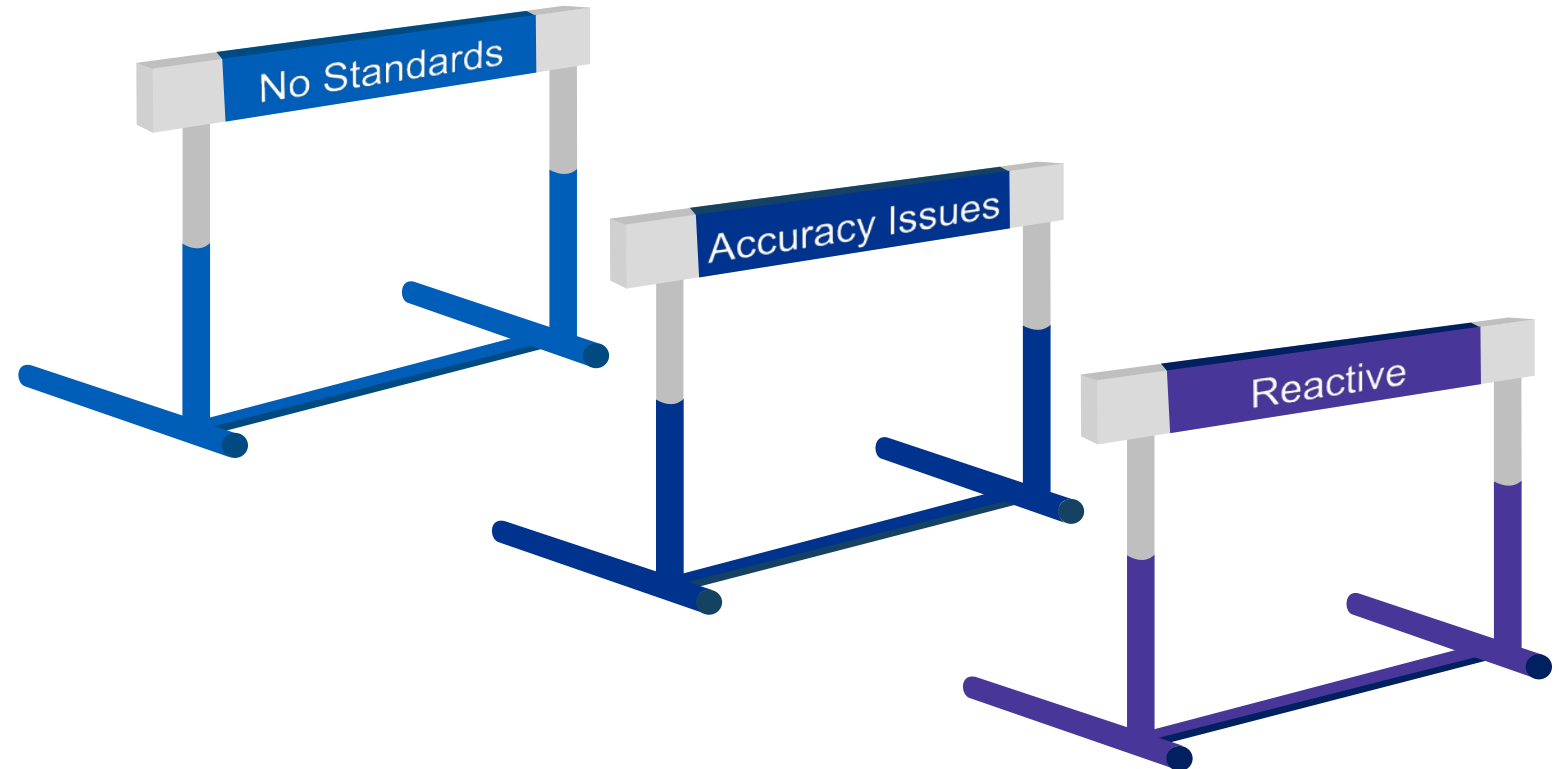
Documentation could be submitted in PDFs, Excel spreadsheet, email, scanned documents.

02 Accuracy Issues

Documentation was often inaccurate or incomplete and risk was high.

03 Reactive

Most of the work being done for an event was taking place after the event.





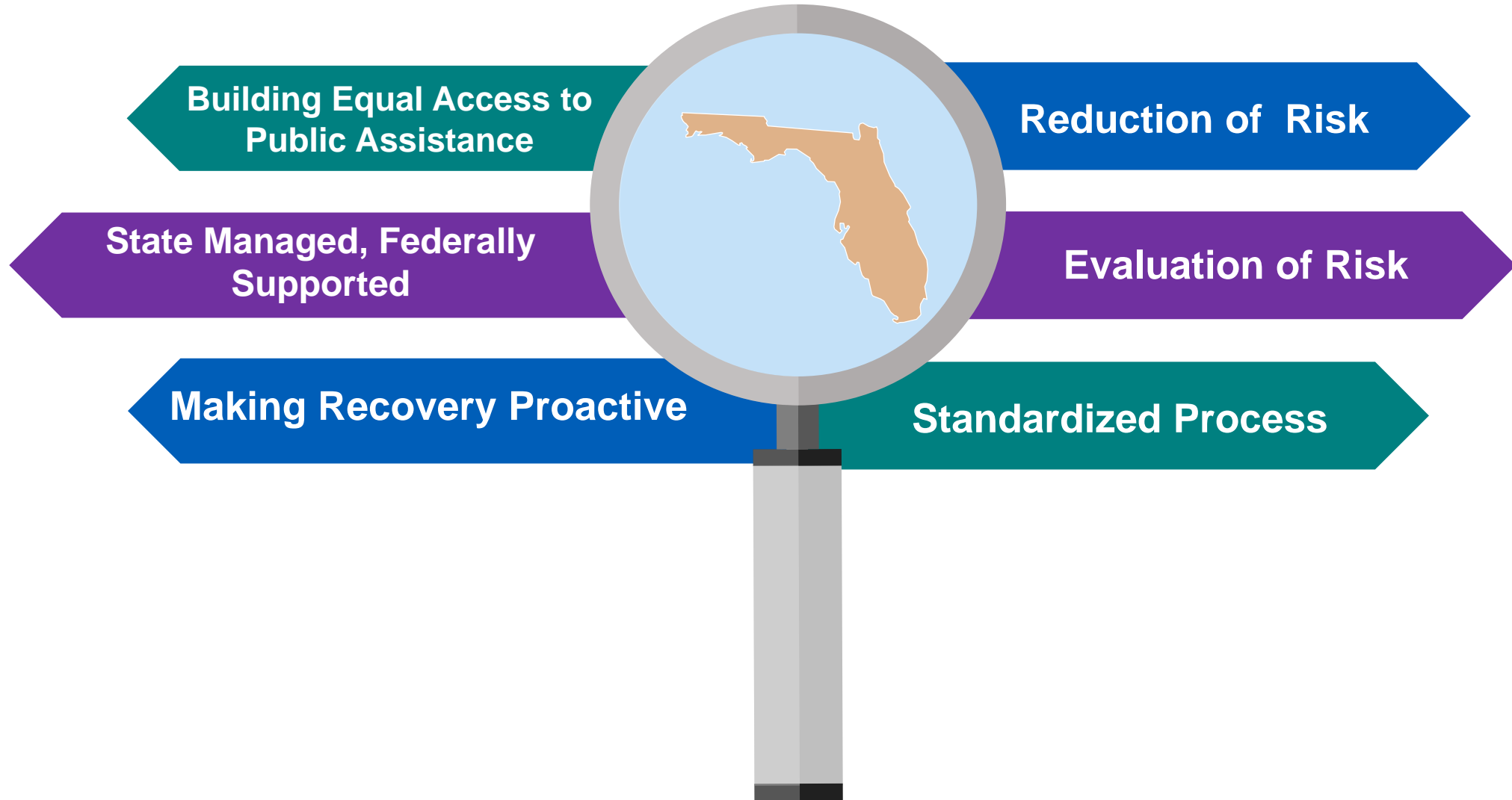
What is F-ROC?



Applicant-First Approach

F-ROC Assists Applicants in identifying risk in their organization and develops a clear action plan that will abate those risks.

The Focus of F-ROC





Four Pillars of F-ROC



Four Pillars of F-ROC

01 Standardization

Form standardization simplifies the process, making it easier to submit documentation for Public Assistance.

02 Procurement

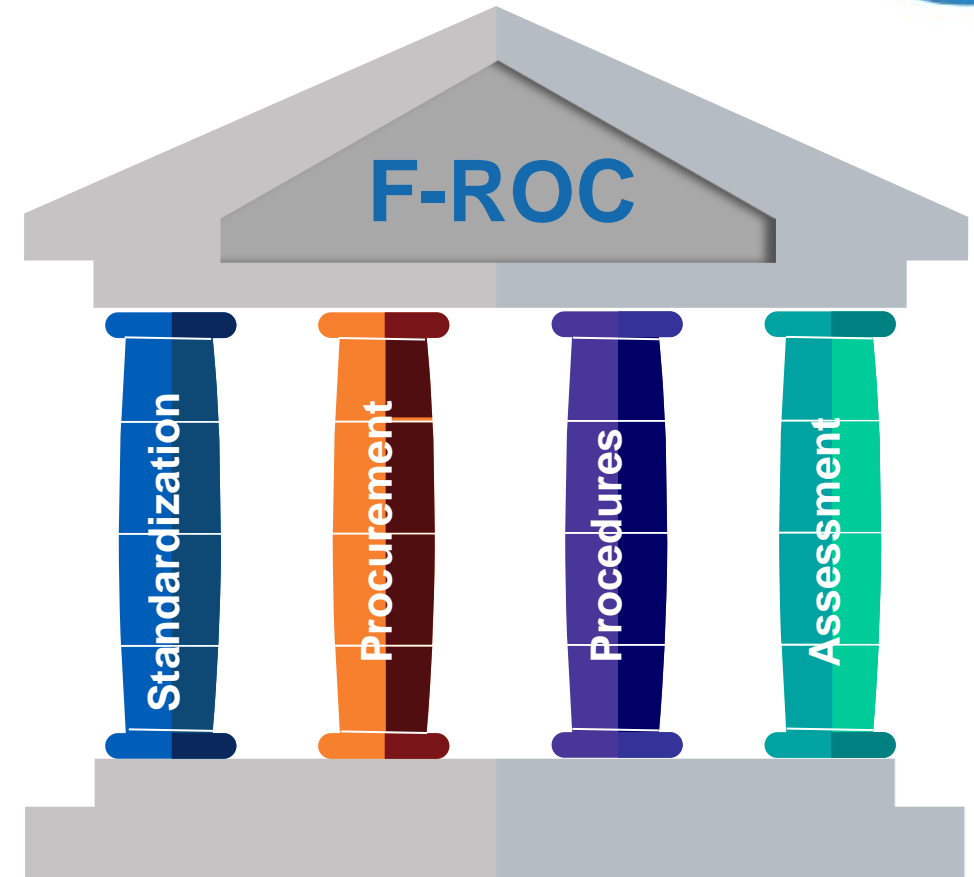
Understanding the procurement process and having contracts and vendors in place is critical in successful submission for Public Assistance.

03 Procedures

We help our Applicants prepare for events by ensuring they have a plan in place that includes policies and procedures.

04 Assessment

Our Disaster Readiness Assessment provides Applicants the insights needed for them to be successful in the F-ROC program.





Standardization

01 Standardization

Form standardization simplifies the process, making it easier to submit documentation for Public Assistance.

02 Procurement


Understanding the procurement process and having contracts and vendors in place is critical in successful submission for Public Assistance.

03 Procedures

We help our Applicants prepare for events by ensuring they have a plan in place that includes policies and procedures.

04 Assessment

Our Disaster Readiness Assessment provides Applicants the insights needed for them to be successful in the F-ROC program.





Standardize and Simplify

Current Challenges



Timing of funding post-disaster to impacted communities



Inconsistencies in documentation elements and submissions



OIG findings around a lack of risk-based approaches in recovery



Increase in de-obligation due to documentation inconsistencies



Different forms, different processes within a county or region

Goals



Flow funding to impacted communities faster while also managing risk



Establish clear standardized documentation expectations to promote accuracy & efficiency



Promote a streamlined and simplified FEMA Public Assistance process built on Disaster Readiness Assessment



Provide Applicants with a listing of actions to decrease de-obligations and increase funding advancement



More cohesive approach and support between Applicants as everyone is using same documentation



Form Standardization

- Standardizing all Applicant projects to have the same look and feel will result in fewer questions, faster approvals, and a more streamlined Public Assistance process.
- Standardizing all forms for Category A and Category B and using intuitive features such as drop-down menus, limited free text, structured data, and essential data fields.
- Presenting all information in a clear, organized manner, and simplifying the process for the Consolidated Resources Center (CRC) staff.



Standardized Forms

Contract Work Summary Record	Debris Management Site Checklist	Leaner-Hanger Summary	Mutual Aid - State Mission Cost Estimate Form - Editable PC
Crew Time Report	Demolition of Private Property Eligibility Checklist	Leaner-Hanger-Stump Ticket – Example	Mutual Aid - State Mission Cost Estimate Form - Editable Travel
Daily Activity Report- Inmates	Donated Resources - Emergency Work Checklist	Load Site Log	On-Hand Materials and Supplies Usage Log
Daily Activity Reports- Individual	Equipment Inventory Log	Mosquito Abatement – Vector Control Checklist	Public Assistance Applicant Procurement Compliance Checklist
Daily Activity Reports- Individual EMS	Expanded Daily Activity Reports – Team - National Guard	Mutual Aid - EMAC R-2	Right of Entry – Example
Daily Activity Reports- Individual Firefighter	FEMA EHP Completeness Checklist for CAT A and B Permit Reference List	Mutual Aid - SMAA Local Resource Support Agreement	Sign-In Sheet
Daily Activity Reports – Individual – Law Enforcement	First Push Activity Log	Mutual Aid - State Mission Cost Estimate Form - Editable	Stump Summary
Daily Activity Reports- Team	Haul-Out Log	Mutual Aid - State Mission Cost Estimate Form – Editable EC.	Tower Monitor Summary Form
Daily Roving Monitor Log	Initial Damage Assessment	Mutual Aid - State Mission Cost Est. Form – Editable Equipment Rates	Truck Certification Form & Instructions
Debris Load Ticket Template	Labor Backfill Form	Mutual Aid - State Mission Cost Est. Form - Editable Materials	Unmanned Equipment Usage Log
	Labor Roster	Mutual Aid- Claim Summary Form	



Procurement

01 Standardization

Form standardization simplifies the process, making it easier to submit documentation for Public Assistance.

02 Procurement

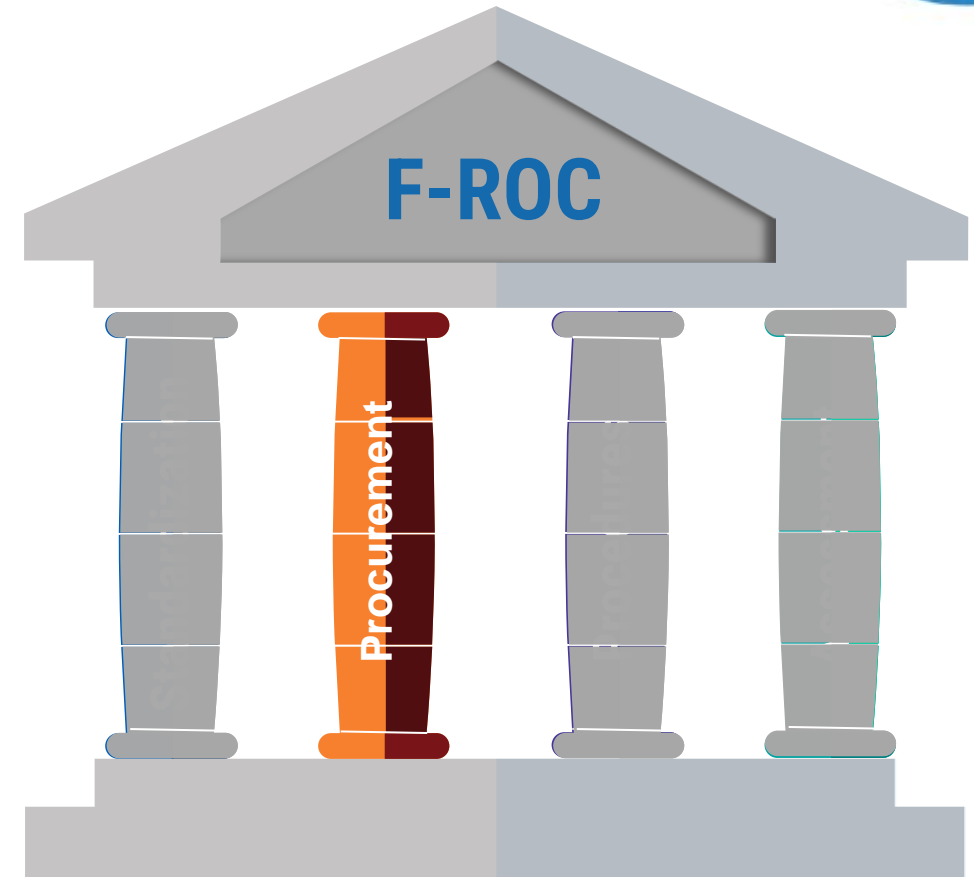
Understanding the procurement process and having contracts and vendors in place is critical in successful submission for Public Assistance.

03 Procedures

We help our Applicants prepare for events by ensuring they have a plan in place that includes policies and procedures.

04 Assessment

Our Disaster Readiness Assessment provides Applicants the insights needed for them to be successful in the F-ROC program.





Understanding Procurement

When an Applicant decides to opt-in to F-ROC they are agreeing to complete important procurement activities **BEFORE** and **AFTER** an event.





Prepare Your Procurement

F-ROC Procurement Planning

As you begin your F-ROC journey, you will have the opportunity to ensure that your procurement plans meet federal procurement regulations.



F-ROC Procurement Considerations

- Confirm your procurement procedures include important documentation.
- Confirm that your entity has written procurement procedures that ensure all solicitation documents include a clear description of the need for the goods or services being procured.
- Include all federally required contract provisions.
- Utilize F-ROC resources including Forms, Checklists, and your customized abatement plan.



Procedures

01 Standardization

Form standardization simplifies the process, making it easier to submit documentation for Public Assistance.

02 Procurement

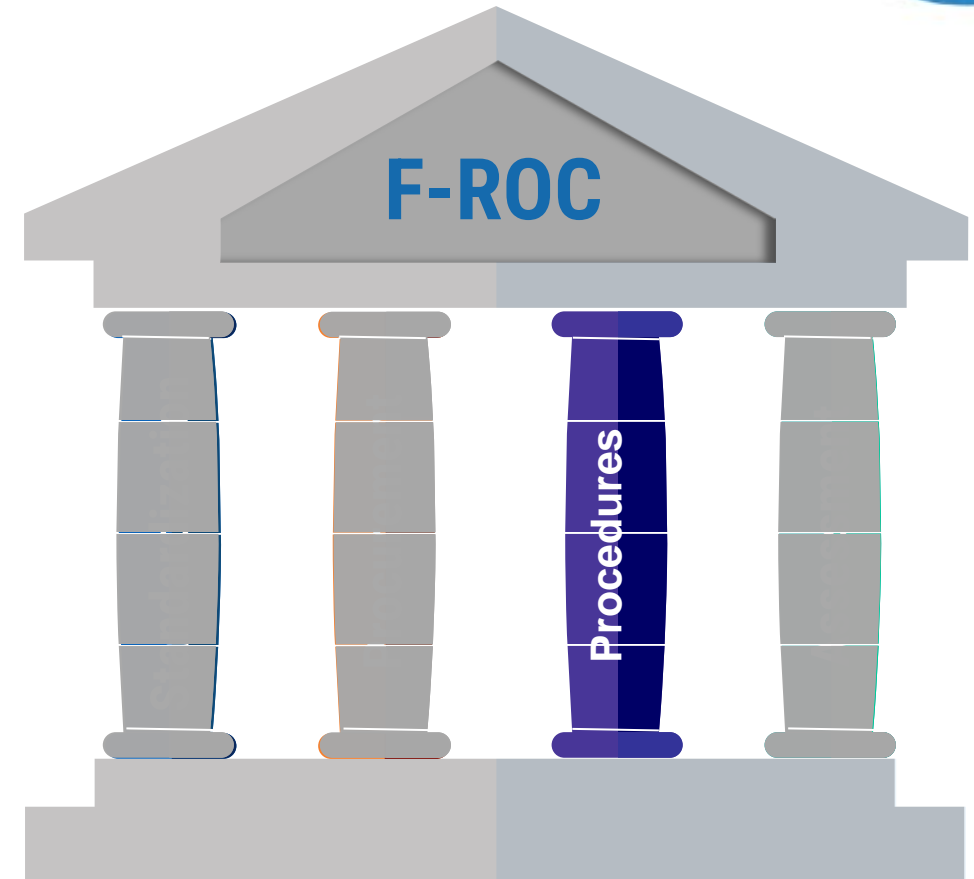
Understanding the procurement process and having contracts and vendors in place is critical in successful submission for Public Assistance.

03 Procedures

We help our Applicants prepare for events by ensuring they have a plan in place that includes policies and procedures.

04 Assessment

Our Disaster Readiness Assessment provides Applicants the insights needed for them to be successful in the F-ROC program.



Procedures for Recovery



**Make a
Plan**



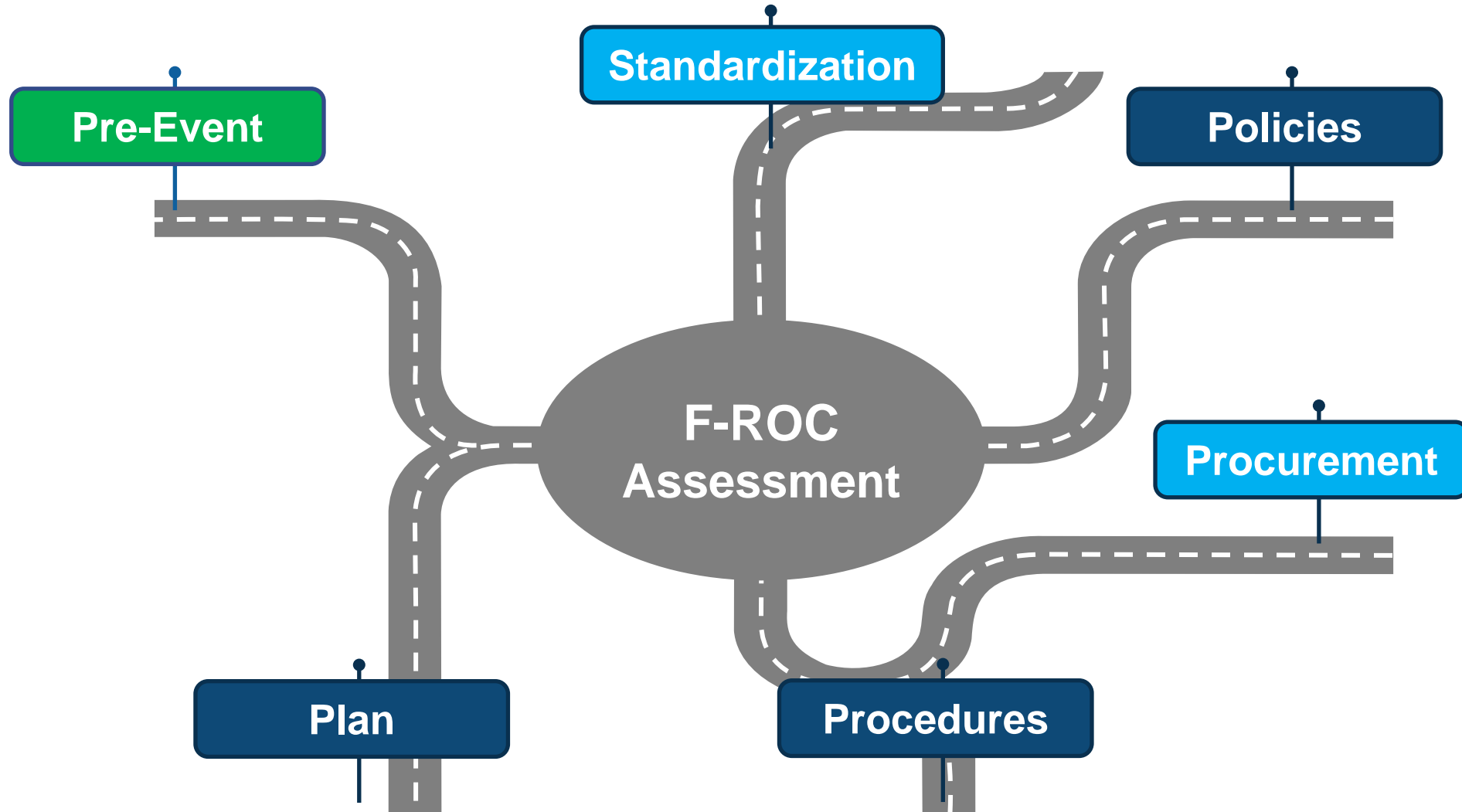
**Update
Policies**



**Update
Procedures**



All Roads Lead to...





Assessment

01 Standardization

Form standardization simplifies the process, making it easier to submit documentation for Public Assistance.

02 Procurement

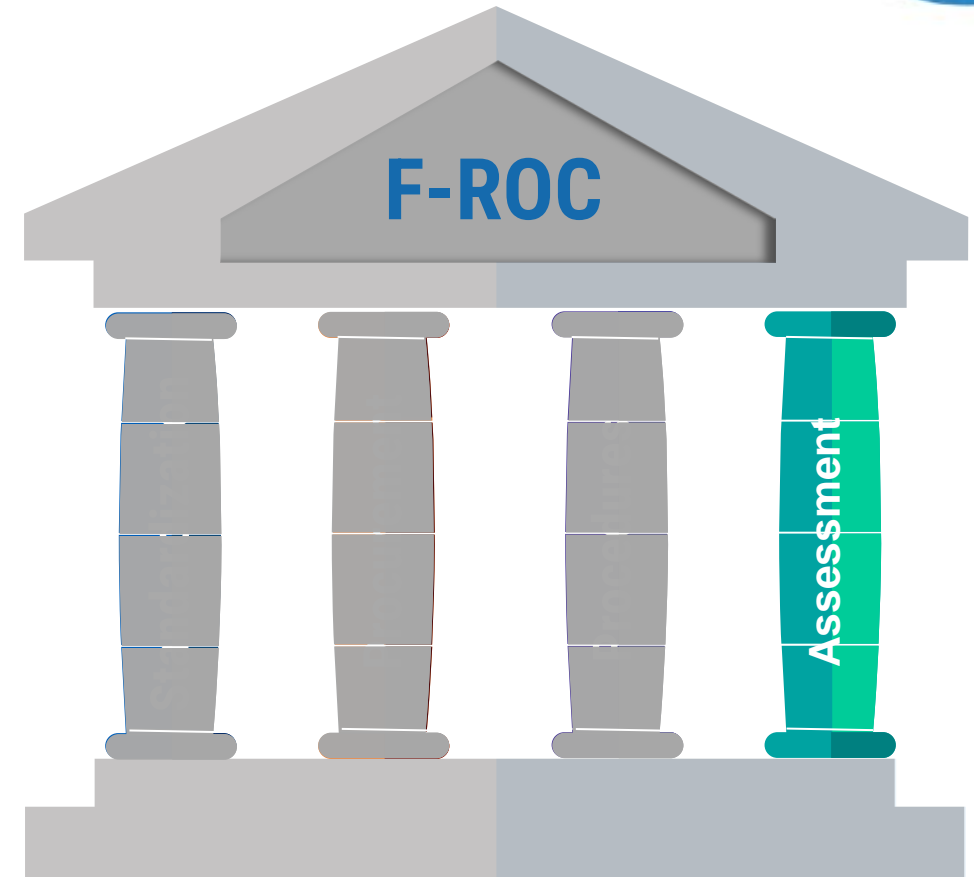
Understanding the procurement process and having contracts and vendors in place is critical in successful submission for Public Assistance.

03 Procedures

We help our Applicants prepare for events by ensuring they have a plan in place that includes policies and procedures.

04 Assessment

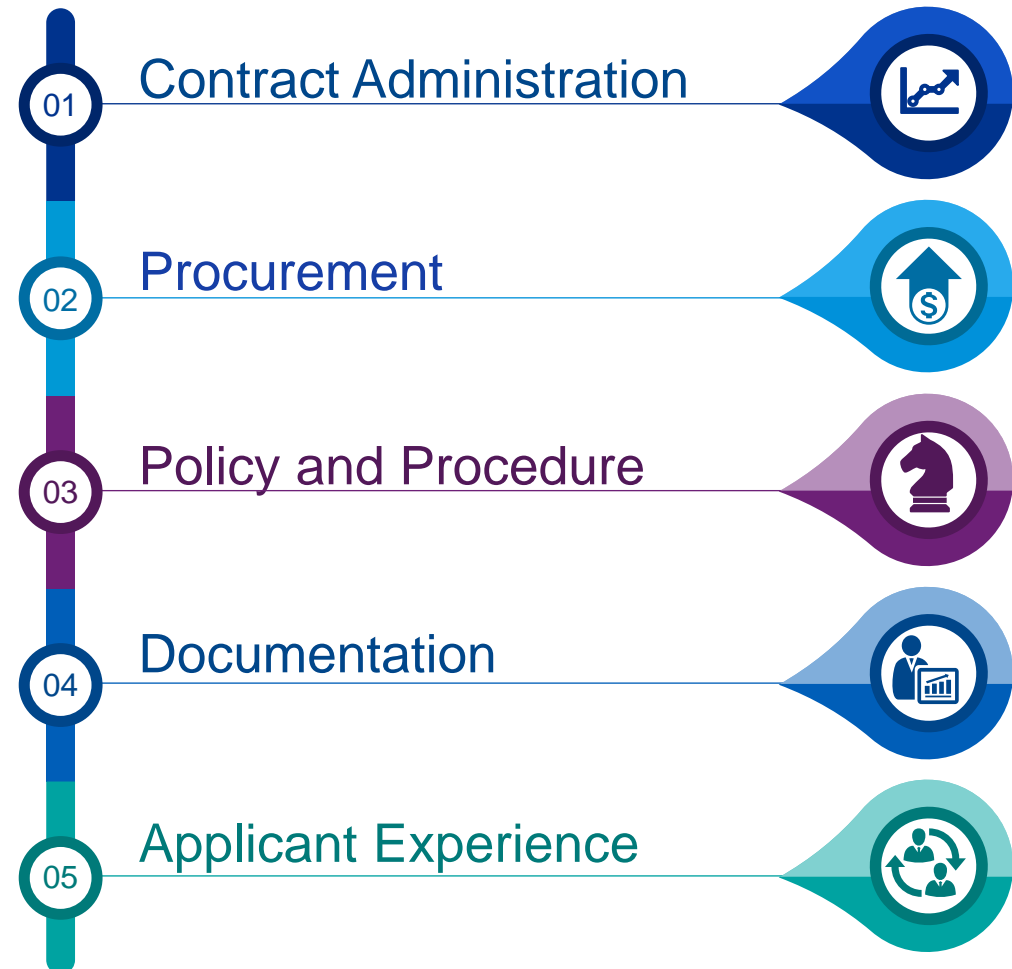
Our Disaster Readiness Assessment provides Applicants the insights needed for them to be successful in the F-ROC program.



Disaster Readiness Assessment (DRA)



All Disaster Readiness Assessment questions were grouped into two categories, Category A and Category B. The questions in these two categories can then be further broken down into five sub-categories:





Assessment Questionnaire

Category

Applicant Experience	3/8	^
Questions		Status
Q1.a. If yes, has this Applicant ...	●	Complete
Q1.b. If yes, was any of the fun...	●	Complete
Q1.c. If yes, please select the d...	●	Not Started

Summary

1: Has this Applicant previous been awarded Federal funding?

A Yes, the Applicant has been awarded Federal funding for at least 5 out of the last 10 years.

B Yes, the Applicant has been awarded Federal funding for 2-4 out of the last 10 years.

C No, the Applicant does not have any experience with a Federal Grants program or has only been awarded Federal funding for 1 year or less out of the last 10 years.

Based on your response, you will be required to upload documents prior to submission of assessment.

[Add Comments](#)

Save & Next →

Disaster Readiness Score

← Back

Export

Disaster Readiness Score

Last updated February 13, 2023

Debris Removal Risk Rating

LOW

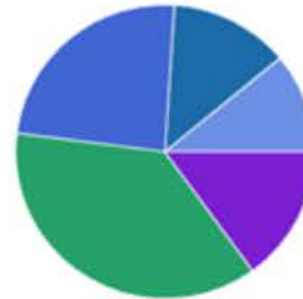


Disaster Readiness Score contribution by category

- Applicant Experience: 7%
- Contract Administration: 9%
- Documentation: 16%
- Policy/Procedure: 12%
- Procurement: 56%

Emergency Protective Measures Risk Rating

LOW



Disaster Readiness Score contribution by category

- Applicant Experience: 11%
- Contract Administration: 13%
- Documentation: 24%
- Policy/Procedure: 37%
- Procurement: 15%



Abatement Generated **Abatement Reviewed** Abatement Submitted

Recommendations Reviewed

Estimated Due Date: 10/12/2024 578 Days Remaining

Recommend the Applicant updates their labor policy to include language stating that the policy is applied uniformly, regardless of presidential declaration status. Upload a copy of the updated and approved policy. Review approved labor policy with employees and key stakeholders.

Question

Q5.b. Is the Applicant's (and all of its departments) labor policy applied uniformly regardless of a presidential declaration?

Abatement Activities

We will include a new provision in our labor policy

Owner: Randy

Upload Documents Here

Pilot Quotes

Thank you for your hard work on this program. We are excited!

It's about time we standardized the Recovery process in Florida.

I love this so much. I'm excited about the next steps!

I feel strongly that F-ROC will result in a product that all Applicants will find user-friendly, easy to understand, and easy to navigate.

The forms are extremely informative.

Having a pilot group that use and test the system, giving real-time feedback, making changes and improvements based on that feedback, has been a super process.

The City is excited to be a participant in this pilot program!

I am determined to help everyone understand the importance of sustaining a strong Recovery program!

F-ROC Discussion

Prepare to Recover

In Your Groups:

1. What can you do right now to prepare to recover?
2. How can FDEM help?
3. Take a minute to think through your action plan. What are the first 3 things you can do as soon as you are back in your office?
4. Think about what went well during your last event. How can you improve on that?



F-ROC Benefits

Benefits of F-ROC

Project Formulation

Streamlined processes improve accuracy.



Obligation

Streamlined project reviews, results in quicker **obligation**.



HMGP \$\$\$

Faster obligations mean a higher lock-in and more resilient communities.



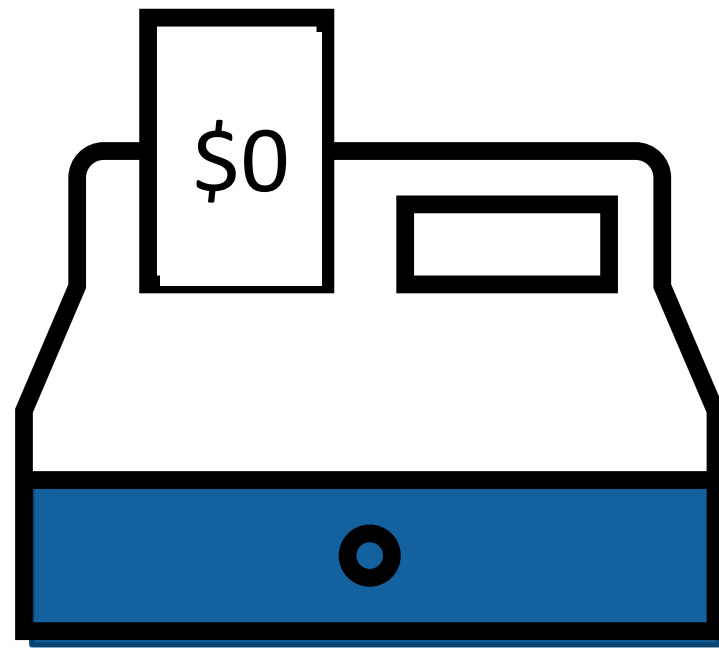
Payment

Responsibly moves \$\$\$ to Applicants in need with maximum speed.





Cost to Join



Expedited vs. F-ROC



50% of funding up front



Limited period of performance (30, 60, 90 days)



Project will need to be reconciled with actual costs before additional funding is received



Only applies to Categories A and B

VS.



Up to 80% of funding up front



Period of performance is not limited



Standardized forms will streamline the reconciliation process



Applies to Categories A and B AND future iterations will include Categories C – G, and Z

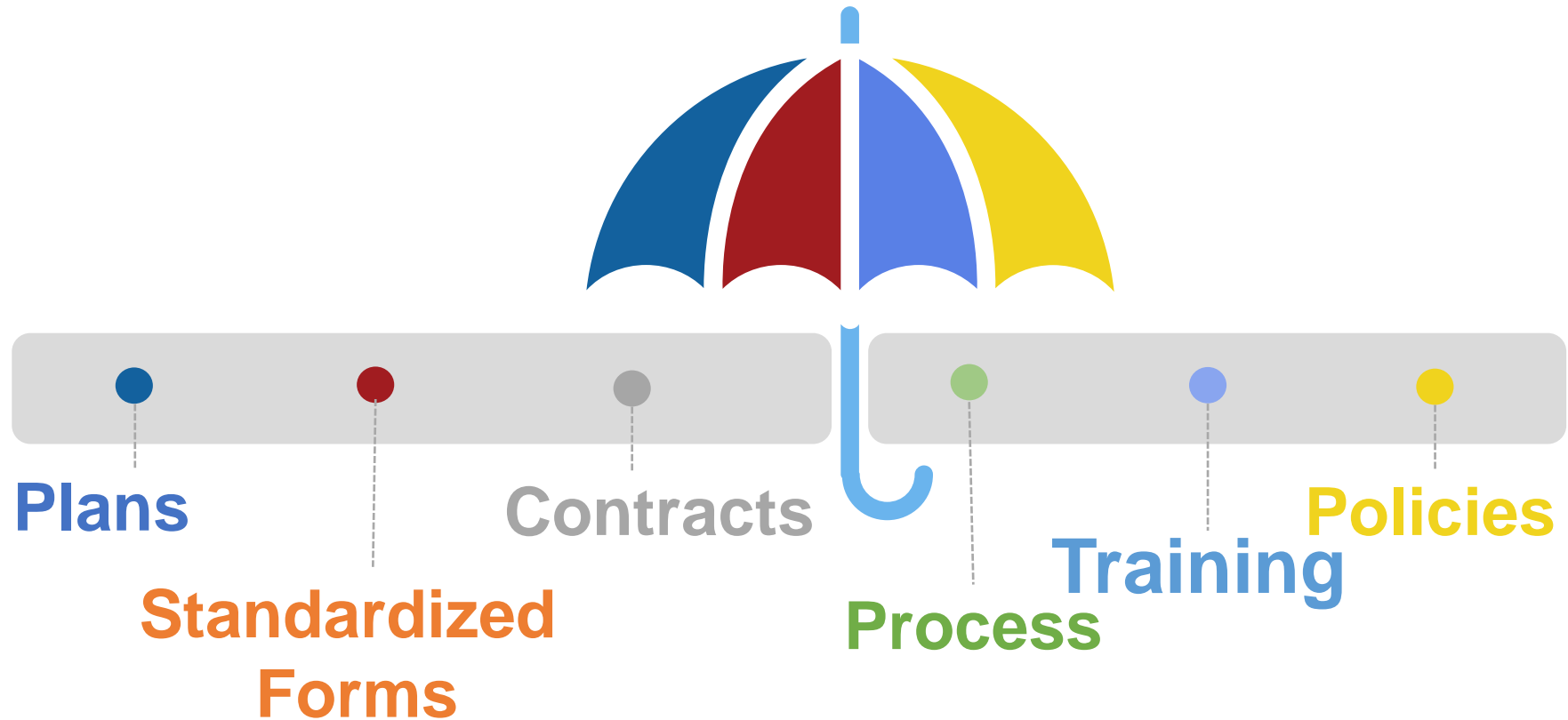
Checklists and Guidance

Log in to Floridadisaster.org/froc to find:

- FEMA policies and fact sheets
- Informational one-pagers
- Checklists
- Templates
- Guides
- Guidelines on common mistakes to avoid
- Use case examples
- Reference lists
- And so much more!



Customized Abatement Plan





F-ROC Scoring

How to Earn F-ROC Points

Disaster Readiness Assessment

- Complete Prior to Start of Hurricane Season
- Approximately 70 questions
- Earn up to 40 additional points



Post Disaster Questionnaire


- Complete after an Event
- Approximately 10 questions
- Earn up to 20 additional points

F-ROC Scoring

The Florida Iceberg! Just like the majority of an iceberg isn't visible, the majority of PA funding can be received upfront through the F-ROC process.

The **maximum F-ROC score is 80**. This score is made up of three components:

- 20** Post Disaster Questionnaire (F-ROC Forms and Training)
- 40** Disaster Readiness Assessment
- 20** Baseline



Once **validation** of supporting documents is **complete**, you will receive the remainder of the validated, obligated amount

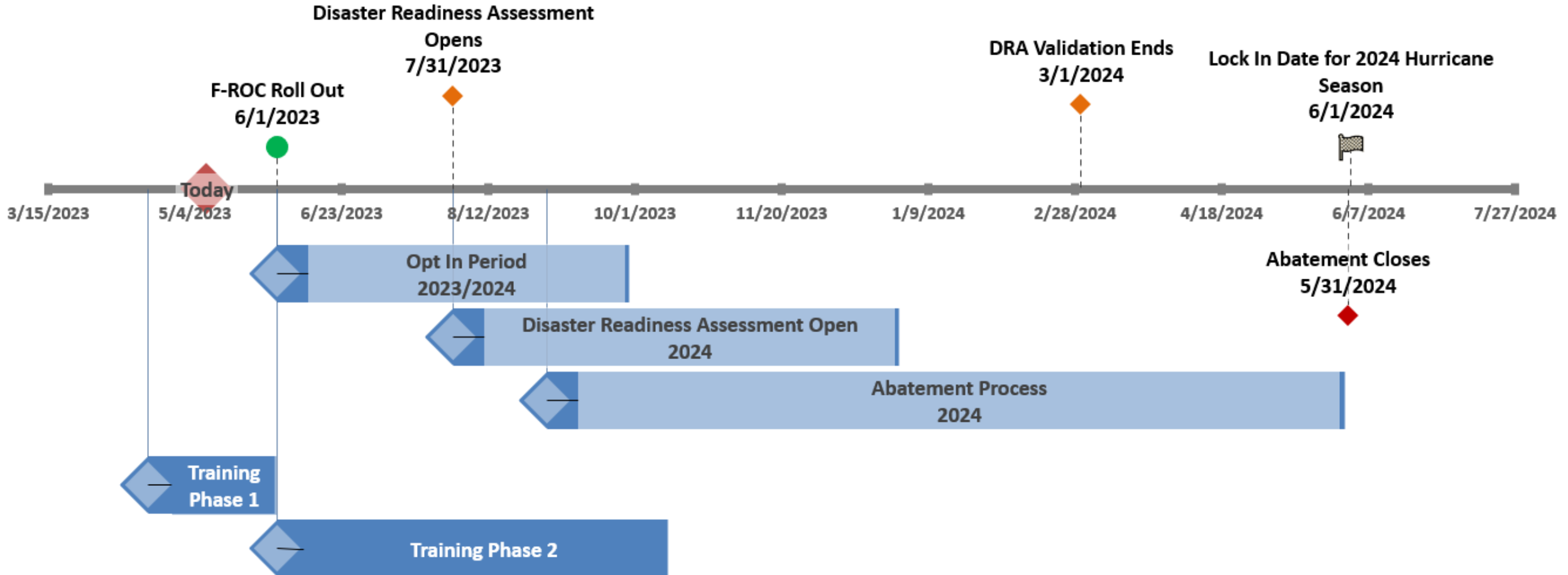
With F-ROC, you can receive up to **80% Funding Upfront**

*5 bonus points can be earned with EMAP accreditation



What's Next

F-ROC Statewide Roll Out





Future of F-ROC

3 Year Progression

- Community partnering in evolving F-ROC into best practice tool
- Adjusting to unforeseen speedbumps
- Comprehensive emergency management solutions



5 Year Progression

Expand to include Categories C-G and to include Cat Z



10 Year Progression

Evolve to assist with other types of disasters



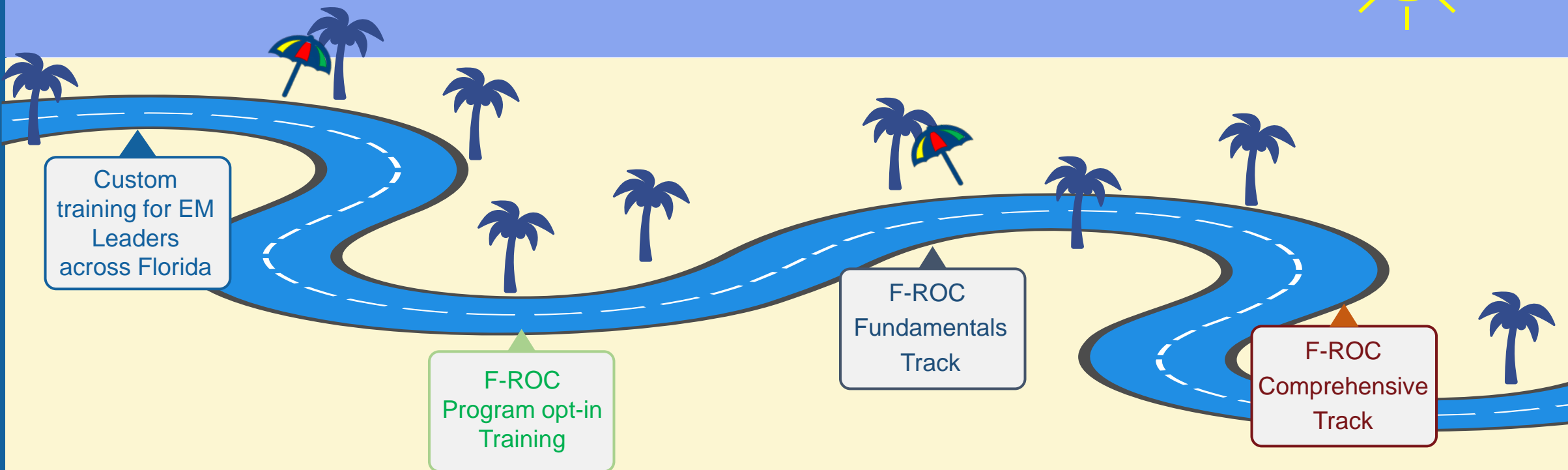


Future of F-ROC

F-ROC 2.0



F-ROC Training Journey





Leadership Training Feedback

Deep dive into F-ROC was great!

Great information. I believe I have a better understanding of the F-ROC program because of today's training.

The instructor was very knowledgeable of the material. The Q&A was informative and timely.

The course was very informative.

Great course! I have a clear understanding of the program and benefits.

Good overview of the new process!

Good intro, we will be participating.

Data Driven Emergency Management





Your Action Plan

Prepare to Recover

Complete the PDQ



06



Opt-In

01

Act on your AP
(if applicable)



05



Sign Terms & Conditions

02

Receive your Abatement Plan



04




Complete the DRA

03



How Can I Stay Informed?

Have feedback
or ideas?



Want to receive
updates?

Please send an email to F-ROC@em.myflorida.com



Questions?